













Firefox Keyboard and Mouse Shortcuts

Here is a list of Firefox keyboard and mouse shortcuts for each of the three major operating systems organized by topic that will help you to navigate and use Firefox and the Web in a much more productive and fun way.

Browser Management	Windows	Mac OS X	Linux
Help	<code>F1</code>	n/a	<code>F1</code>
Add Bookmark	<code>Ctrl+D</code>	<code>Cmd+D</code>	<code>Ctrl+D</code>
Bookmarks Sidebar (toggle)	<code>Ctrl+B</code> <code>Ctrl+I</code>	<code>Cmd+B</code>	<code>Ctrl+B</code>
Browsing History (toggle)	<code>Ctrl+H</code>	<code>Cmd+Shift+H</code>	<code>Ctrl+H</code>
Download History	<code>Ctrl+J</code>	<code>Cmd+J</code>	<code>Ctrl+Y</code>
Clear Private Data	<code>Ctrl+Shift+Del</code>	n/a	<code>Ctrl+Shift+Del</code>
Page Manipulation	Windows	Mac OS X	Linux
Full Screen (toggle)	<code>F11</code>	n/a	<code>F11</code>
Zoom In (Full Page) ⁵	<code>Ctrl++</code> <code>Ctrl+Scroll down</code>	<code>Cmd++</code>	<code>Ctrl++</code> <code>Ctrl+Scroll down</code>
Zoom Out (Full Page) ⁵	<code>Ctrl+-</code> <code>Ctrl+Scroll up</code>	<code>Cmd+-</code>	<code>Ctrl+-</code> <code>Ctrl+Scroll up</code>
Restore Text Size	<code>Ctrl+0</code>	<code>Cmd+0</code>	<code>Ctrl+0</code>
Print	<code>Ctrl+P</code>	<code>Cmd+P</code>	<code>Ctrl+P</code>
Reload Page	<code>F5</code> <code>Ctrl+R</code>	<code>F5</code> <code>Cmd+R</code>	<code>F5</code> <code>Ctrl+R</code>
Force Reload Page (override cache)	<code>Ctrl+F5</code> <code>Ctrl+Shift+R</code> <code>Shift+Reload button</code>	<code>Cmd+F5</code> <code>Cmd+Shift+R</code> <code>Shift+Reload button</code>	<code>Ctrl+F5</code> <code>Ctrl+Shift+R</code> <code>Shift+Reload button</code>
Stop Loading	<code>Esc</code>	<code>Esc</code> <code>Cmd+.</code>	<code>Esc</code>
Save Page As	<code>Ctrl+S</code> <code>Alt+Left-click</code>	<code>Cmd+S</code>	<code>Ctrl+S</code>
Page Source	<code>Ctrl+U</code>	<code>Cmd+U</code>	<code>Ctrl+U</code>
Page Info	n/a	<code>Cmd+I</code>	<code>Ctrl+I</code>
DOM Inspector	<code>Ctrl+Shift+I</code>	<code>Cmd+Shift+I</code>	<code>Ctrl+Shift+I</code>
Page Navigation	Windows	Mac OS X	Linux

Go Down One Line	 Alt+Scroll down	 Alt+Scroll down	 Alt+Scroll down
Go Up One Line	 Alt+Scroll up	 Alt+Scroll up	 Alt+Scroll up
Go Down One Screen	PageDown Spacebar	PageDown Spacebar	PageDown Spacebar Shift+Backspace ³
Go Up One Screen	PageUp Shift+Spacebar	PageUp Shift+Spacebar	PageUp Shift+Spacebar Backspace ³
Go to Bottom of Page	End	End	End
Go to Top of Page	Home	Home	Home
Move to Next Frame	F6	F6	F6
Move to Previous Frame	Shift+F6	Shift+F6	Shift+F6
Move Focus to Next Actionable Item	Tab	Tab	Tab
Move Focus to Previous Actionable Item	Shift+Tab	Shift+Tab	Shift+Tab
Web Navigation	Windows	Mac OS X	Linux
Open Home Page	Alt+Home	Option+Home	Alt+Home
Back one Page	Alt+  Ctrl+[Shift+Scroll down Backspace	Cmd+  Cmd+[Delete	Alt+  Ctrl+[Shift+Scroll down
Forward one Page	Alt+  Ctrl+] Shift+Scroll up Shift+Backspace	Cmd+  Cmd+]	Alt+  Ctrl+] Shift+Scroll up
Open Link	Enter Left-click	Return Click	Enter Left-click
Open Link (in new Background Tab) ²	Ctrl+Enter Ctrl+Left-click Middle-click	Cmd+Return Cmd+Click	Ctrl+Enter Ctrl+Left-click Middle-click
Open Link (in new Foreground Tab) ²	Ctrl+Shift+Left-click Shift+Middle-click	Cmd+Shift+Click	Ctrl+Shift+Left-click Shift+Middle-click
Paste URL in Tab	n/a	n/a	Middle-click in Tab ⁴

Open Link in New Window	<u>Shift</u> + <u>Enter</u> <u>Shift</u> + <u>Left-click</u>	<u>Shift</u> + <u>Return</u> <u>Shift</u> + <u>Click</u>	<u>Shift</u> + <u>Enter</u> <u>Shift</u> + <u>Left-click</u>
Save Link Target As	<u>Alt</u> + <u>Enter</u>	<u>Option</u> + <u>Return</u>	<u>Alt</u> + <u>Enter</u>
Caret Browsing	<u>F7</u>	<u>F7</u>	<u>F7</u>
Tabs and Windows	Windows	Mac OS X	Linux
Open New Tab	<u>Ctrl</u> + <u>T</u> <u>Double-Click</u> on Tab Bar	<u>Cmd</u> + <u>T</u> <u>Double-Click</u> on Tab Bar	<u>Ctrl</u> + <u>T</u> <u>Double-Click</u> on Tab Bar
Close Tab (close Window if only one tab)	<u>Ctrl</u> + <u>W</u> <u>Ctrl</u> + <u>F4</u> <u>Middle-click</u> on Tab	<u>Cmd</u> + <u>W</u> <u>Cmd</u> + <u>F4</u>	<u>Ctrl</u> + <u>W</u> <u>Ctrl</u> + <u>F4</u> <u>Middle-click</u> on Tab
Undo Close Tab	<u>Ctrl</u> + <u>Shift</u> + <u>T</u>	<u>Cmd</u> + <u>Shift</u> + <u>T</u>	<u>Ctrl</u> + <u>Shift</u> + <u>T</u>
Next Tab	<u>Ctrl</u> + <u>Tab</u> <u>Ctrl</u> + <u>PageDown</u>	<u>Ctrl</u> + <u>Tab</u> <u>Ctrl</u> + <u>PageDown</u>	<u>Ctrl</u> + <u>Tab</u> <u>Ctrl</u> + <u>PageDown</u>
Previous Tab	<u>Ctrl</u> + <u>Shift</u> + <u>Tab</u> <u>Ctrl</u> + <u>PageUp</u>	<u>Ctrl</u> + <u>Shift</u> + <u>Tab</u> <u>Ctrl</u> + <u>PageUp</u>	<u>Ctrl</u> + <u>Shift</u> + <u>Tab</u> <u>Ctrl</u> + <u>PageUp</u>
Select Tab [1 to 9]	<u>Ctrl</u> + <u>[1...9]</u>	<u>Cmd</u> + <u>[1...9]</u>	<u>Alt</u> + <u>[1...9]</u>
Open New Window	<u>Ctrl</u> + <u>N</u>	<u>Cmd</u> + <u>N</u>	<u>Ctrl</u> + <u>N</u>
Close Window	<u>Ctrl</u> + <u>Shift</u> + <u>W</u> <u>Alt</u> + <u>F4</u>	<u>Cmd</u> + <u>Shift</u> + <u>W</u> <u>Option</u> + <u>F4</u>	<u>Ctrl</u> + <u>Shift</u> + <u>W</u> <u>Alt</u> + <u>F4</u>
Location	Windows	Mac OS X	Linux
Select Location Bar	<u>Ctrl</u> + <u>L</u> <u>Alt</u> + <u>D</u>	<u>Cmd</u> + <u>L</u>	<u>Ctrl</u> + <u>L</u> <u>Alt</u> + <u>D</u>
Complete .com Address ¹	<u>Ctrl</u> + <u>Enter</u>	<u>Cmd</u> + <u>Return</u>	<u>Ctrl</u> + <u>Enter</u>
Complete .net Address ¹	<u>Shift</u> + <u>Enter</u>	<u>Shift</u> + <u>Return</u>	<u>Shift</u> + <u>Enter</u>
Complete .org Address ¹	<u>Ctrl</u> + <u>Shift</u> + <u>Enter</u>	<u>Cmd</u> + <u>Shift</u> + <u>Return</u>	<u>Ctrl</u> + <u>Shift</u> + <u>Enter</u>
Open Address in New Tab ¹	<u>Alt</u> + <u>Enter</u>	<u>Option</u> + <u>Return</u>	<u>Alt</u> + <u>Enter</u>
Open File	<u>Ctrl</u> + <u>O</u>	<u>Cmd</u> + <u>O</u>	<u>Ctrl</u> + <u>O</u>
Search Engines	Windows	Mac OS X	Linux
Select Search Bar	<u>Ctrl</u> + <u>K</u>	<u>Cmd</u> + <u>K</u>	<u>Ctrl</u> + <u>K</u> <u>Ctrl</u> + <u>J</u>
Select Next Search Engine in Search Bar	<u>Ctrl</u> + <u>↕</u>	<u>Cmd</u> + <u>↕</u>	<u>Ctrl</u> + <u>↕</u>
Select Previous Search Engine in Search Bar	<u>Ctrl</u> + <u>↕</u>	<u>Cmd</u> + <u>↕</u>	<u>Ctrl</u> + <u>↕</u>

Open List of Search Engines in Search Bar	<code>Alt+⌵</code> <code>Alt+⌴</code>	<code>Option+⌵</code> <code>Option+⌴</code>	<code>Alt+⌵</code> <code>Alt+⌴</code>
Forms	Windows	Mac OS X	Linux
Select Next Entry	<code>⌵</code>	<code>⌵</code>	<code>⌵</code>
Select Previous Entry	<code>⌴</code>	<code>⌴</code>	<code>⌴</code>
Toggle Checkbox	<code>Spacebar</code>	<code>Spacebar</code>	<code>Spacebar</code>
Auto Complete	Windows	Mac OS X	Linux
Select Next Auto-Complete Entry	<code>⌵</code>	<code>⌵</code>	<code>⌵</code>
Select Previous Auto-Complete Entry	<code>⌴</code>	<code>⌴</code>	<code>⌴</code>
Delete Individual Auto-Complete Entry	<code>Shift+Del</code>	<code>Shift+Del</code>	<code>Shift+Del</code>
Text Manipulation	Windows	Mac OS X	Linux
Select All	<code>Ctrl+A</code>	<code>Cmd+A</code>	<code>Ctrl+A</code> <code>Alt+A</code>
Cut	<code>Ctrl+X</code>	<code>Cmd+X</code>	<code>Ctrl+X</code>
Copy	<code>Ctrl+C</code>	<code>Cmd+C</code>	<code>Ctrl+C</code>
Paste	<code>Ctrl+V</code>	<code>Cmd+V</code>	<code>Ctrl+V</code>
Delete	<code>Del</code>	<code>Del</code>	<code>Del</code>
Undo	<code>Ctrl+Z</code>	<code>Cmd+Z</code>	<code>Ctrl+Z</code>
Redo	<code>Ctrl+Shift+Z</code> <code>Ctrl+Y</code>	<code>Cmd+Shift+Z</code>	<code>Ctrl+Shift+Z</code> <code>Ctrl+Y</code>
Search in Page	Windows	Mac OS X	Linux
Find in This Page	<code>Ctrl+F</code>	<code>Cmd+F</code>	<code>Ctrl+F</code>
Find Again	<code>Ctrl+G</code> <code>F3</code>	<code>Cmd+G</code> <code>F3</code>	<code>Ctrl+G</code> <code>F3</code>
Find Previous	<code>Ctrl+Shift+G</code> <code>Shift+F3</code>	<code>Cmd+Shift+G</code> <code>Shift+F3</code>	<code>Ctrl+Shift+G</code> <code>Shift+F3</code>
Quick Find Text	<code>/</code>	<code>/</code>	<code>/</code>
Quick Find Link	<code>'</code>	<code>'</code>	<code>'</code>

1: This shortcut only works in the Location Bar.

2: Opening a link in a new background or foreground tab can be inverted in the **Options/Preferences** menu, **Tabs** tab, ticking the option *when I open a new tab, switch to it immediately*.

3: For `Backspace` to work like on Windows set `browser.backspace_action` to 0 in `about:config`.

4: For `Middle-click` not to paste URL in tab set `middlemouse.contentLoadURL` to `false` in `about:config`.

5: Full page zoom is set by default. To zoom text only go to `View > Zoom >` and select `Zoom Text Only`.

The Firefox keyboard and mouse shortcuts listed here were originally based on the works of David Tenser but they have been fully rewritten, tested, and updated by Otto de Voogd of 7is7.com. The shortcuts related content contained on this page is available under the Attribution-ShareAlike 3.0 Creative Commons license.

Shortcuts sheet created by Otto de Voogd of www.7is7.com.

Firefox keyboard and mouse shortcuts .PDF file hosted and provided by www.AccessFirefox.org.